



TORINO

SANREMO

Torino



SANREMO
COFFEE MACHINES

made in italy



LED LIGHTING OF THE WORKING AREA

It allows to effectively work in any light condition



SED VERSION

It guarantees an electronic dosing system through the button panel



SAP VERSION

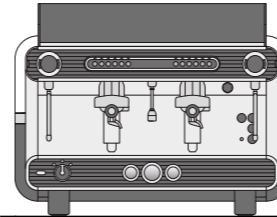
It allows the semi-automatic programming of doses



SANREMO

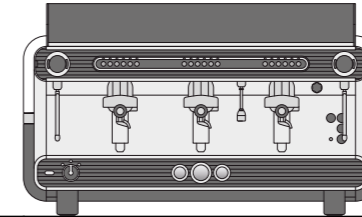
COFFEEMACHINES

Models



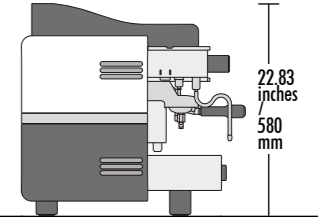
30.71 inches / 780 mm

- 2 group SED-SAP
- 2 steam taps
- 1 water tap
- 1 one-cup portafilters
- 2 two-cup portafilters



39.76 inches / 1010 mm

- 3 group SED-SAP
- 2 steam taps
- 1 water tap
- 1 one-cup portafilters
- 3 two-cup portafilters



22.83 inches / 580 mm



Torino
Link to the website



Colors

	Black	RAL 9005
	White	RAL 9003
	White Matte black	RAL 9003 9005
	White Red	RAL 9003 3002



Characteristics



MANUAL BOILER LOAD
It allows to bypass the electronic-level control.



ELECTRONIC AUTO-LEVEL
Through an electronic level probe the boiler is automatically filled and maintained to the right filling level.



GLASS LEVEL
It allows to monitor the water level in the boiler.



ACTIVATED ELECTRONIC PRE-INFUSION
Management of the delayed activation. E.V. water in the first phase of distribution.



LED LIGHT OF THE WORKING AREA
It allows to effectively work in any lighting condition.



BOILER PRESSURE GAUGE
It allows to control the boiler pressure.



READY MACHINE GAUGE
It indicates when the machine has reached the optimal temperature.



PUMP PRESSURE GAUGE
It allows to control the distribution pressure.



GROUP SR 61
Exclusive Sanremo design that allows a precise maintenance of the set temperature.



EASY SERVICE
Easy access to the internal parts for a quick and easy technical assistance.



AUTOMATIC CLEANING CYCLE
Process to clean the coffee groups.

Optional



EXTERNAL VOLUMETRIC PUMP



BLUETOOTH COMMUNICATION SYSTEM



HEATER
Dedicated resistor to keep all the cups at the optimal temperature.



NAKED PORTAFILTERS



COMPETITION FILTERS
Shape and volume designed to better capture coffee aromas and fragrances. Sanremo exclusive design.

Technical data

		2 group SED-SAP	3 group SED-SAP
voltage	V	220-240 1N	280-415 3N
power input	kW	3.3	6
steam boiler capacity	US gal / lt	3.17 / 12	5.01 / 19
steam boiler power	kW	2.95	5.6
pump power	kW	0.15	0.15
net weight	lb / kg	139 / 63	174 / 79



*For more information about our
coffee machines please contact us
at export@sanremomachines.com*



SANREMO
COFFEE MACHINES

SANREMO coffee machines s.r.l.
Via Giacomo Bortolan 52
31050 Vascon di Carbonera [TV] – ITALY
T +39 0422 448900
F +39 0422 448935
www.sanremomachines.com